

Reports powered by...

**Perspective**



## Elmwood School



**Settling in Survey 15/12/2022**

Created on 15/12/2022

Printed by Lee Cross

# Introduction

---

Perspective surveys are an opportunity to find out how a group of people perceive things that relate to your school or centre.

The following pages contain the results of your survey. Use this report to help you understand peoples perceptions and develop your school or centre to cater for or improve these perceptions.

## The Survey

---

The survey was active between 06/12/2022 – 15/12/2022 and was answered anonymously.

The survey asks a series of questions which the person must rate. The ratings are as follows:

1. Strongly Agree
2. Agree
3. Disagree
4. Strongly Disagree
5. Don't know

## The Report

---

This report is broken down into several sections:

- **Survey Response**

This is an overview of how people responded to your survey.

- **Feedback Summary**

This section gives an overall look at the survey answers.

- **Detailed Feedback**

This section details answers given to each question.

### Important note regarding this report:

Reports from surveys contain all the collated feedback from all respondents excepting the following:

Where a survey response contains offensive language, or information that breaches confidentiality/privacy, or information that endangers others, or information that might identify specific children, and where this is detected by automated processes in the software or by quality review, then these responses will be omitted from the survey report.

## Survey Responses

---

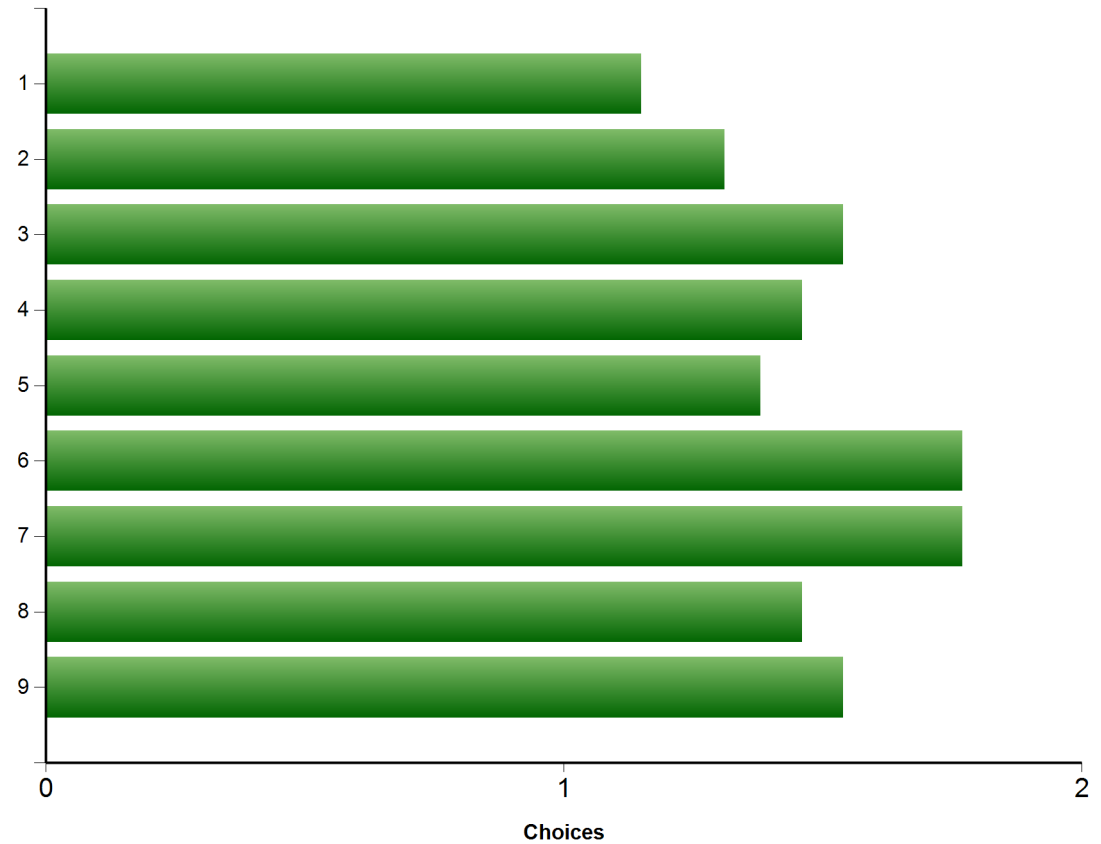
This table gives an overview of the amount of responses you have received.

Distributed To	Completed Questionnaire
14	13

## Feedback Summary

Here is a graph representing the average user response for each question

Question	Response					Average
	1	2	3	4	5	
1	11	2	0	0	0	1.15
2	10	2	1	0	0	1.31
3	9	3	0	0	1	1.54
4	9	3	0	1	0	1.46
5	9	3	1	0	0	1.38
6	7	4	0	2	0	1.77
7	7	3	2	1	0	1.77
8	8	4	1	0	0	1.46
9	9	3	0	0	1	1.54

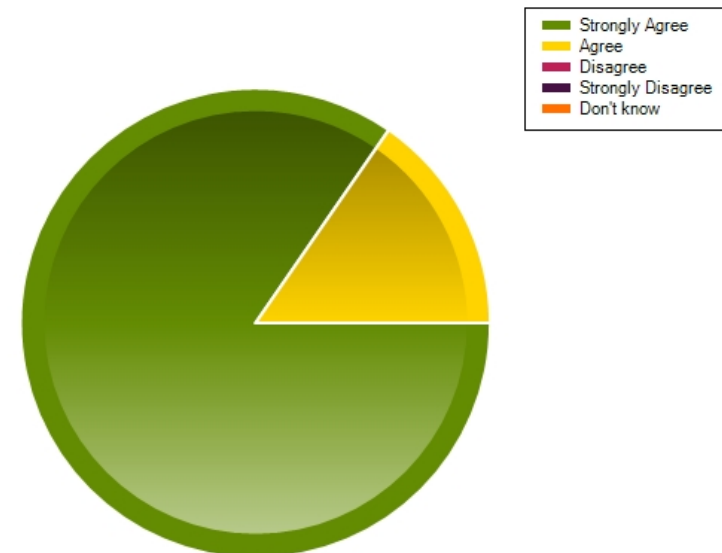
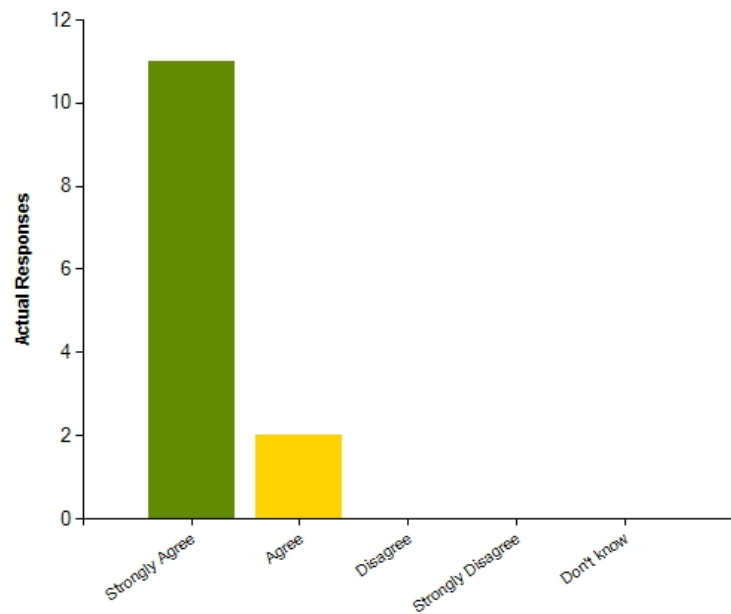


## Questions

**Question :** My child has settled in well at school

	Strongly Agree	Agree	Disagree	Strongly Disagree	Don't know
<b>No. Of Responses</b>	11	2	0	0	0
<b>Response Percentage</b>	84.62	15.38	0	0	0

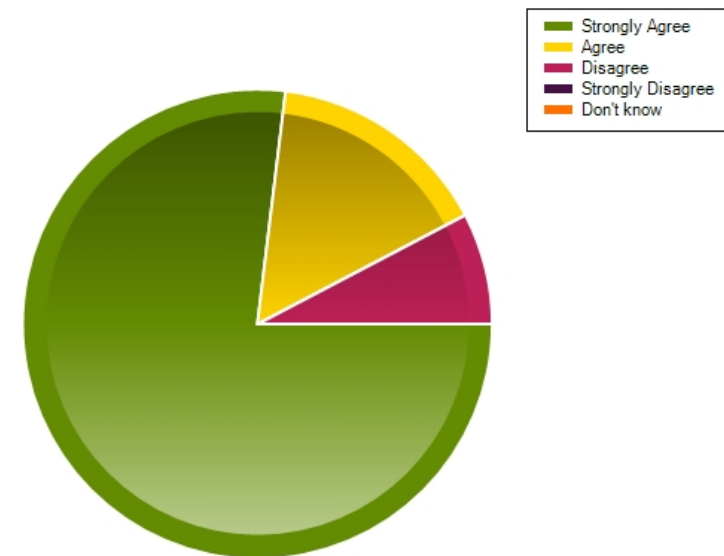
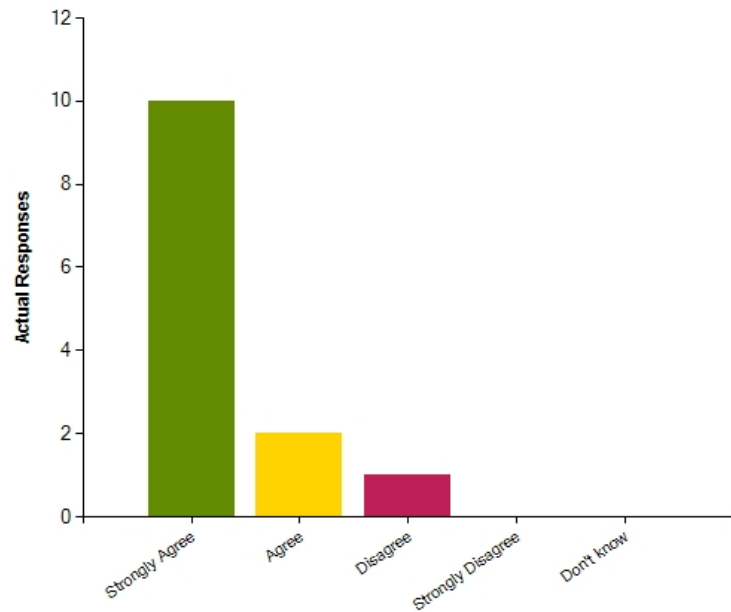
<b>Average Response</b>	1.15
<b>Most Popular Response</b>	Strongly Agree



**Question :** I am pleased with the communication between school and home

	Strongly Agree	Agree	Disagree	Strongly Disagree	Don't know
<b>No. Of Responses</b>	10	2	1	0	0
<b>Response Percentage</b>	76.92	15.38	7.69	0	0

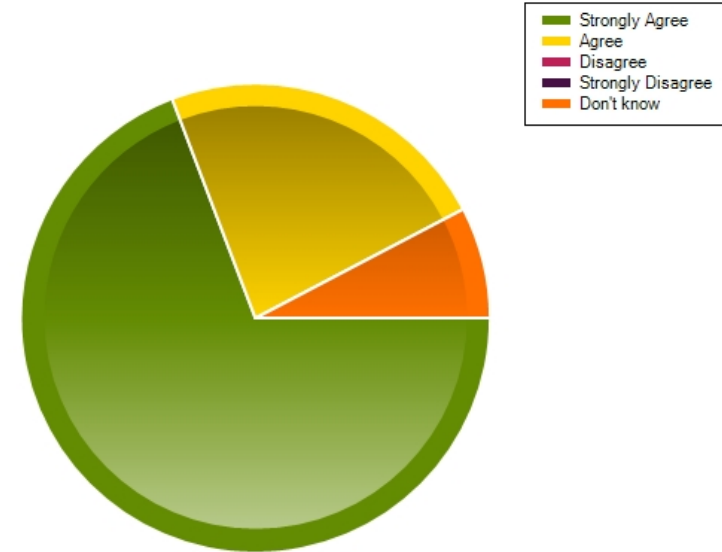
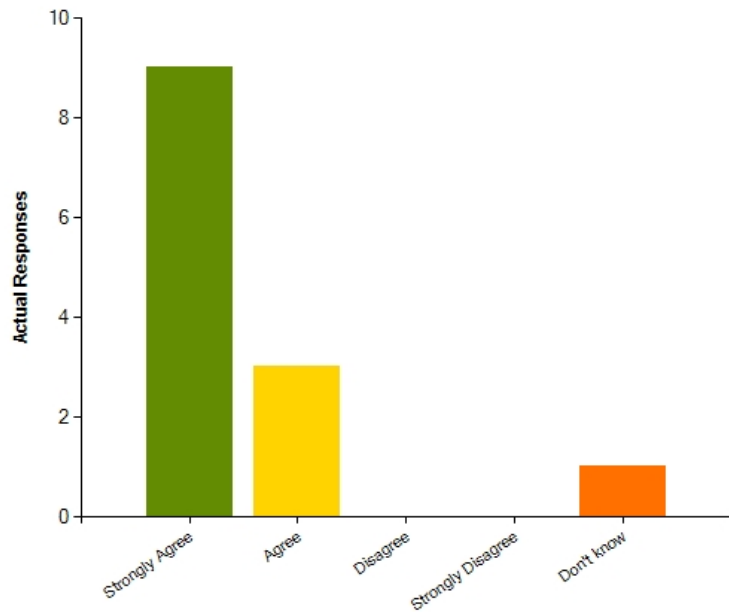
<b>Average Response</b>	1.31
<b>Most Popular Response</b>	Strongly Agree



**Question :** I know the relevant person to contact if I have concerns about my child's education or well-being

	Strongly Agree	Agree	Disagree	Strongly Disagree	Don't know
No. Of Responses	9	3	0	0	1
Response Percentage	69.23	23.08	0	0	7.69

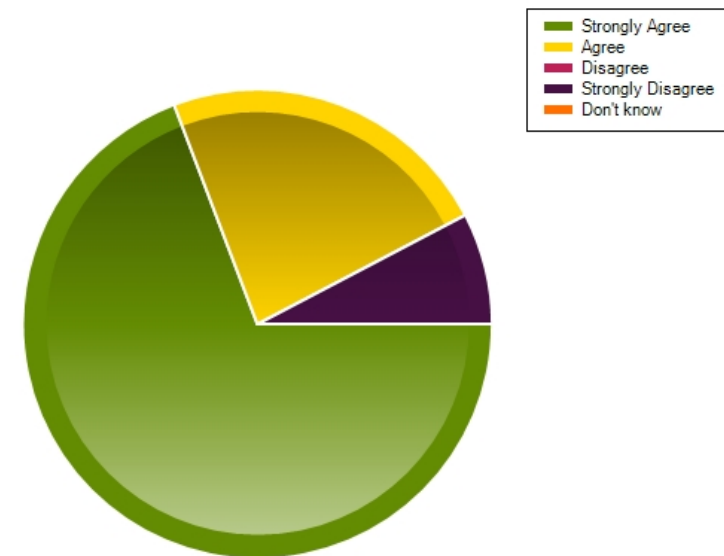
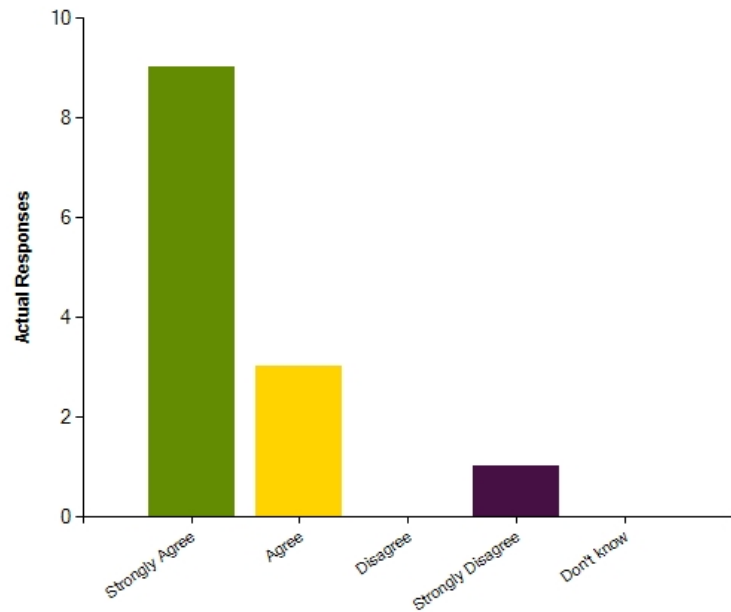
Average Response	1.54
Most Popular Response	Strongly Agree



**Question :** My child feels safe in school

	Strongly Agree	Agree	Disagree	Strongly Disagree	Don't know
No. Of Responses	9	3	0	1	0
Response Percentage	69.23	23.08	0	7.69	0

Average Response	1.46
Most Popular Response	Strongly Agree

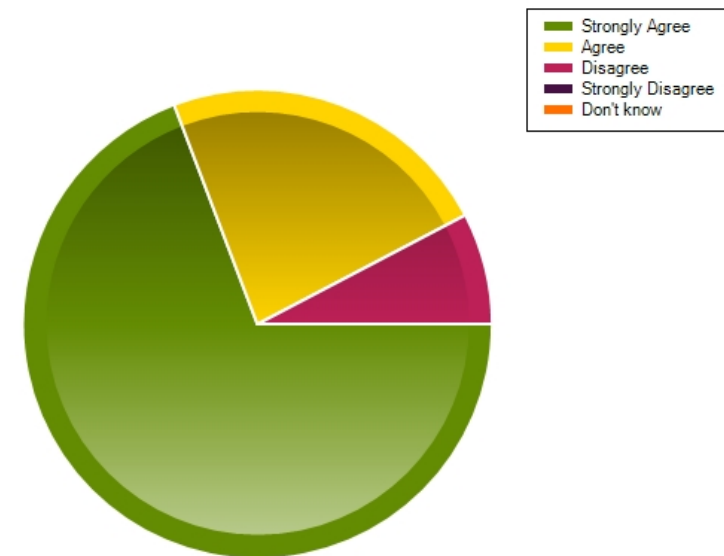
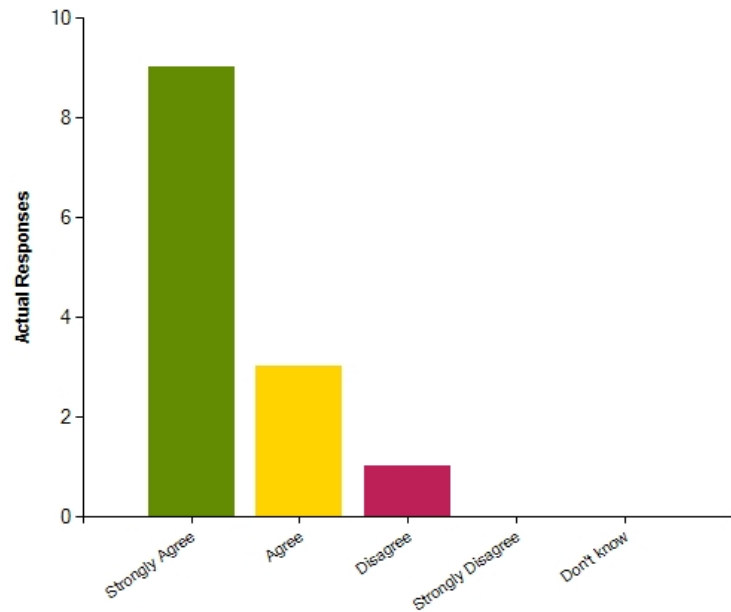




**Question :** My child feels happy in school

	Strongly Agree	Agree	Disagree	Strongly Disagree	Don't know
No. Of Responses	9	3	1	0	0
Response Percentage	69.23	23.08	7.69	0	0

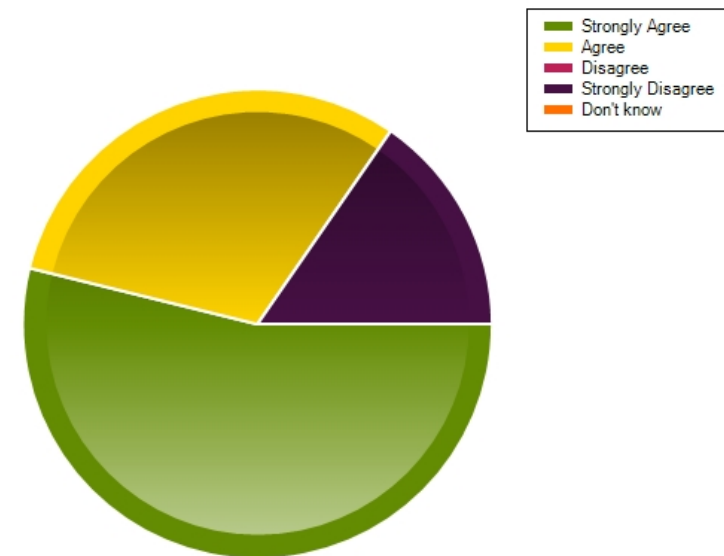
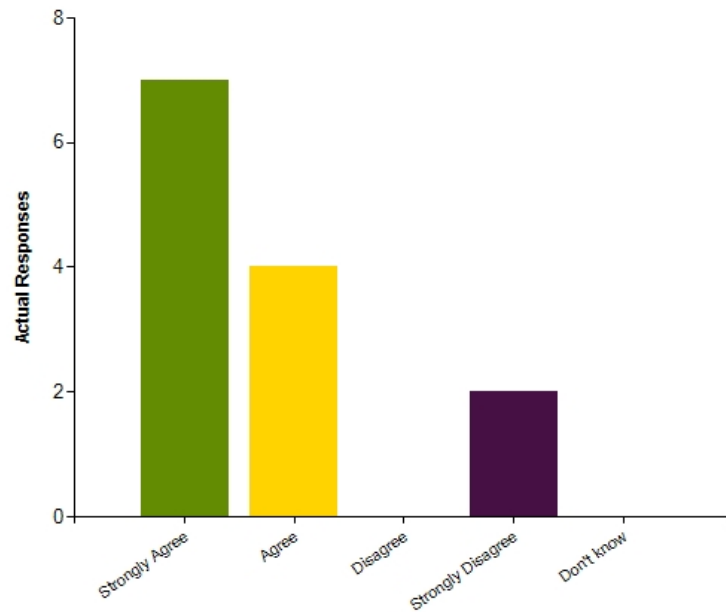
Average Response	1.38
Most Popular Response	Strongly Agree



**Question :** My child does not feel uncomfortable or worried about school

	Strongly Agree	Agree	Disagree	Strongly Disagree	Don't know
<b>No. Of Responses</b>	7	4	0	2	0
<b>Response Percentage</b>	53.85	30.77	0	15.38	0

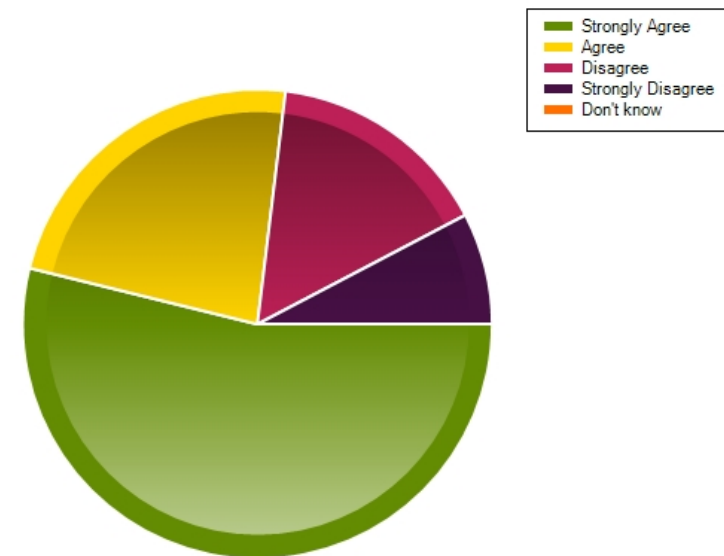
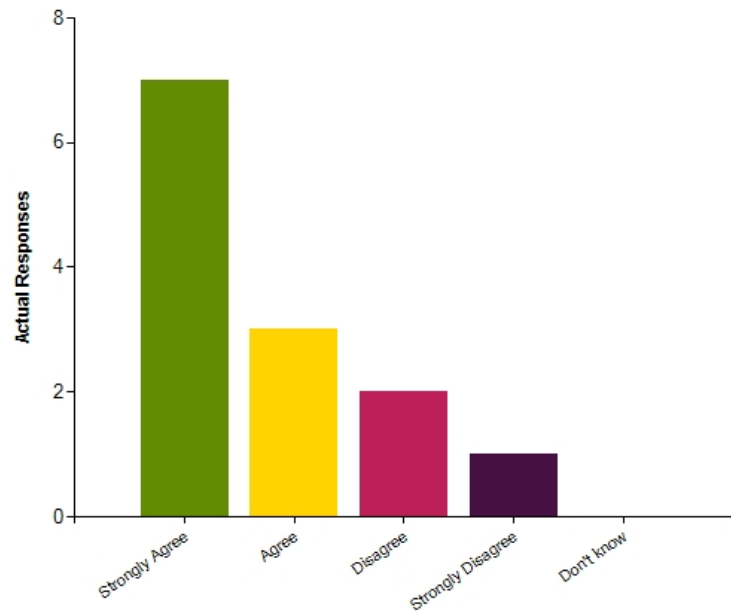
<b>Average Response</b>	1.77
<b>Most Popular Response</b>	Strongly Agree



**Question :** Since they joined, my child has never been reluctant to go to school

	Strongly Agree	Agree	Disagree	Strongly Disagree	Don't know
<b>No. Of Responses</b>	7	3	2	1	0
<b>Response Percentage</b>	53.85	23.08	15.38	7.69	0

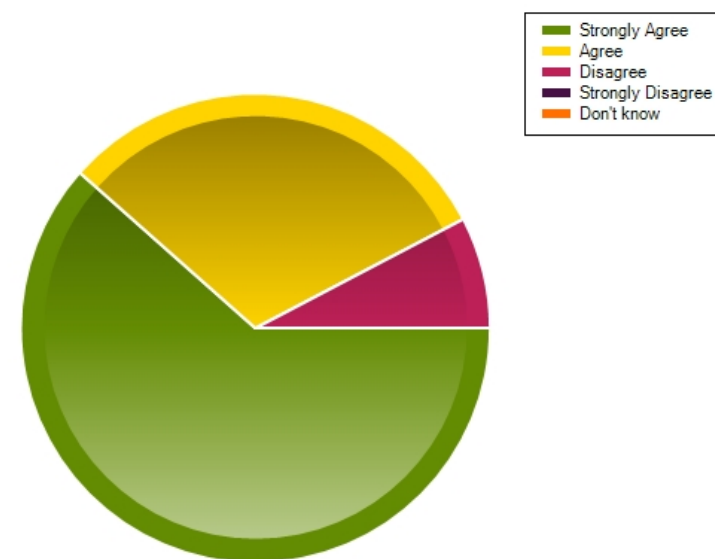
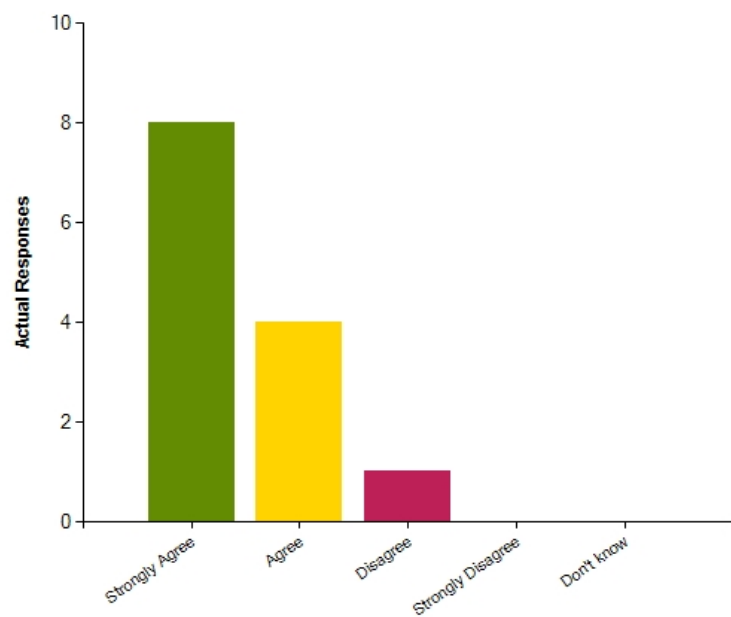
<b>Average Response</b>	1.77
<b>Most Popular Response</b>	Strongly Agree



**Question :** Since they joined, my child has made friends at school

	Strongly Agree	Agree	Disagree	Strongly Disagree	Don't know
<b>No. Of Responses</b>	8	4	1	0	0
<b>Response Percentage</b>	61.54	30.77	7.69	0	0

<b>Average Response</b>	1.46
<b>Most Popular Response</b>	Strongly Agree



**Question :** (If relevant) I am satisfied with the extra-curricular activities and clubs run during the school day

	Strongly Agree	Agree	Disagree	Strongly Disagree	Don't know
<b>No. Of Responses</b>	9	3	0	0	1
<b>Response Percentage</b>	69.23	23.08	0	0	7.69

<b>Average Response</b>	1.54
<b>Most Popular Response</b>	Strongly Agree

